

Your manufacturer of premium vet implants



STAR★LOC®



We look forward to cooperating with you
and meeting your needs.

 Made in Germany

Who we are and what Starloc® products stand for



- ✓ Products manufactured exclusively in our own production facilities
Made in Germany
- ✓ 20 years of experience in the manufacture of human and veterinary orthopaedic implants and instruments
- ✓ State-of-the-art CNC machines for precision and quality at every step of the manufacturing process
- ✓ Close cooperation with renowned veterinarians for high quality products
- ✓ Products that meet the specific needs of veterinarians and their patients

**Together we can improve the lives of animals.
Contact us for more information about our products**



TPLO Tibial Plateau Leveling Osteotomy



6 systems in sizes 2.0 to 4.5 offer the surgeon an optimal choice for each patient

Titanium material ensures high biocompatibility

Titan

Anatomically designed for optimal positioning on the bone

Anodized surface for an increase in fatigue resistance


Screw holes suitable for standard cortical screws and locking screws

Optimal positions of the screws, minimises the risk of penetration into the joint and osteotomy



Rounded and flat edges minimise tissue irritation and visibility under the skin

Low contact design for reduced contact surfaces on the bone




Reduced inventory costs:

one tray for all plates of the TPLO systems
 Durability of the tray, reduces replacement costs
 Individual selection according to the surgeon's needs

Starloc® Osteosynthesis

Mini 1.5 / 2.0

Locking plate system for small animals



A set of easy handling instruments and implants ensures a smooth interoperative procedure

The system offers the surgeon a wide range of fractures to cover

Titan

High grade Titanium offer excellent biocompatibility, promote successful implant integration and minimise allergic reactions

Anodized surface for an increase in fatigue resistance



K-wire holes

Rounded and flat edges minimise tissue irritation and visibility under the skin



Special shaped plates and cut-to-size straight plates allow the surgeon to precisely adapt the plates to the anatomical conditions



Starloc® Osteosynthesis

Small 2.0 / 2.4 / 2.7 / 3.5

- The osteosynthesis system offers the surgeon a wide range of fractures to cover
- A comprehensive set of instruments and implants ensures a smooth interoperative procedure
- The coating of the starloc plates provides increased fatigue resistance

Screw holes compatible with starloc locking screws or standard cortex screws depending on surgeon's

Anodized surface for an increase in fatigue resistance



K-wire holes

Rounded and flat edges minimise tissue irritation and visibility under the skin

Polyaxial holes allow different angles of screw insertion




Low contact design for reduced contact surfaces on the bone

Titan

High grade Titanium offer excellent biocompatibility, promote successful implant integration and minimise allergic reactions

Easy to use instruments



Color codes facilitates the use of the instruments

Extremely low weight, facilitates handling in everyday operations

Reduced inventory costs
One tray of instruments for multiple applications such as

- TPLO
- Osteosynthesis Small
- Arthrodesis
- DPO

Starloc® Arthrodesis

2.0 / 2.4 / 2.7 / 3.5



Anodized surface for an increase in fatigue resistance

Tapered plate thickness to improve soft tissue coverage, reduces stiffness at the plate end.



Low contact design for reduced contact surfaces on the bone


The center hole allows angulation of the cortex screw



Rounded and flat edges minimise tissue irritation and visibility under the skin

High grade Titanium offer excellent biocompatibility, promote successful implant integration and minimise allergic reactions

Titan



Starloc Arthrodesis Plates straight

- 2.0/2.4, 74 mm & 90 mm
- 2.0/2.7, 91 mm & 110 mm
- 2.7/3.5, 150 mm


Starloc Arthrodesis Plates curved

- 2.0/2.4, 65 mm
- 2.0/2.4, 85 mm
- 2.0/2.7, 80 mm
- 2.0/2.7, 100 mm
- 2.7/3.5, 150 mm, straight

Starloc® DPO

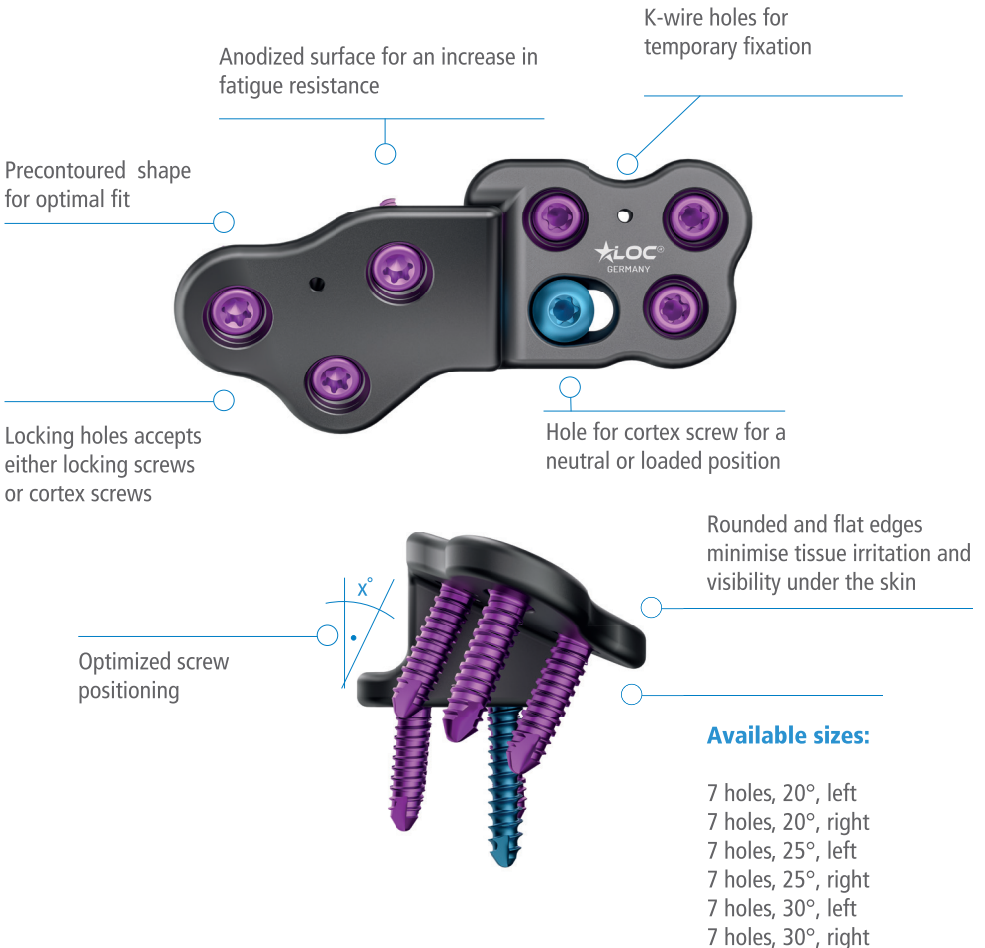
Double Pelvic Osteotomy

Double (DPO) pelvic osteotomy a prophylactic procedure used in immature dogs to treat hip dysplasia. This procedure involves osteotomy of the pelvis to allow rotation of the acetabulum to better cover the femoral head.



Titan

High grade Titanium offer excellent biocompatibility, promote successful implant integration and minimise allergic reactions




Available sizes:


- 7 holes, 20°, left
- 7 holes, 20°, right
- 7 holes, 25°, left
- 7 holes, 25°, right
- 7 holes, 30°, left
- 7 holes, 30°, right

TTA

Tibial Tuberosity Advancement



The TTA sets have been specially developed for easy handling and well-organized storage to ensure a smooth surgical procedure.



Each set is equipped with special TTA instruments and implants in different sizes to ensure an optimal selection for patients of different sizes.



VIS | VET IMPLANT SYSTEMS GMBH

Hofener Öschle 9
Germany - 78549 Spaichingen

Phone: +49 7424 96 99 390
Fax: +49 7424 96 99 399

info@vis-vet.com
www.vis-vet.com